

Date \_\_\_\_\_ Order N°: \_\_\_\_\_ To fill in by C3 Systems

Name \_\_\_\_\_

City \_\_\_\_\_ Mobile \_\_\_\_\_


Reference \_\_\_\_\_

Order  Offer

COLOUR OF ALUMINUM PROFILES	UPPER	White <input type="checkbox"/>	Basic Ral _____	Anodized _____	Wood Imitation _____	Special Ral _____
	LOWER	<input type="checkbox"/>	_____	_____	_____	_____
	SIDE TRIMS	<input type="checkbox"/>	_____	_____	_____	_____

TYPE OF GLASS AND FINISHES	<input type="checkbox"/> 8 mm <input type="checkbox"/> 10 mm <input type="checkbox"/> 12 mm	<input checked="" type="checkbox"/> Transparent	<input type="checkbox"/> From floor to ceiling	<input type="checkbox"/> Over wall or handrail
	<input type="checkbox"/> FINISHED (WITH GLASS) <input type="checkbox"/> SEMI-FINISHED (WITHOUT GLASS)	Other _____	Wall Height _____	_____

OUTER PERIMETER OF ENCLOSURE	Width (L) _____	*Height (H) _____	No. of Panels _____	I want to indicate No. of panels <input type="checkbox"/>
	DIMENSIONS**	<input type="checkbox"/> INTERNAL <input type="checkbox"/> EXTERNAL <input type="checkbox"/> TOTALS	HANDRAIL/ BARRIER <input type="checkbox"/> YES	<input checked="" type="checkbox"/> Allow the manufacturer to decide the number of panels



**Transport and packaging**

Packed  Transport agency  Not packed  Pick up personally











**Do Not Cut Profiles\***

\* Transport of packages larger than 4 m in the Iberian Peninsula or 3 m outside Spain will imply a surcharge in the total amount.

\*\* In case of not indicating otherwise, the measurements in template are considered external.

**\*Attention** Total measurements for production including upper and lower profiles, except for the embedded profile.

**OPTIONS**

<input type="checkbox"/> Telescopic top profile 	<input type="checkbox"/> Top telescopic profile for roller blind 
<input type="checkbox"/> Lower condensation profile/angle 	<input type="checkbox"/> Lower condensation profile "gutter" 
<input type="checkbox"/> Lower Embedded profile <small>indicate light dimensions</small> 	<input type="checkbox"/> Lower Embedded profile "gutter" <small>indicate light dimensions</small> 
<input type="checkbox"/> Lateral profiles 	<input type="checkbox"/> Lower auxiliary condensation profile 
<input type="checkbox"/> Fixing displaced upper profile 	<input type="checkbox"/> Fixing displaced lower profile 

**Panel Opening direction and stacking**




<b>VIEW</b>	<b>OPENING</b>	Left <input type="checkbox"/>
<input type="checkbox"/> Internal	<input type="checkbox"/> Internal	Both <input type="checkbox"/>
	<input type="checkbox"/> External	Right <input type="checkbox"/>

**Central Sliding Door**


Central Sliding Door (Maximum Height: 2500 mm)

**Door opening device**

**OPENING DEVICES**

seeglass Knob	Mini metal opening device	Key Lock panel
<input type="checkbox"/> Simple <input type="checkbox"/> Double 	<input type="checkbox"/> Rod <input type="checkbox"/> Cable 	<input type="checkbox"/> 

**KEY LOCK**

Key Lock   Short Handle Key Lock   Knob 

**Opening device high**

Position from FLOOR \_\_\_\_\_ mm. Position from WALL/HANDRAIL \_\_\_\_\_ mm.

**Opening panel width**

Allowing the manufacturer to decide opening panel's width \_\_\_\_\_ mm

**Accessories**

Clamps  Single  Double  Blocking Panel device  Cleaning and Maintenance Kit  Bracket support kit